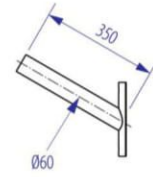
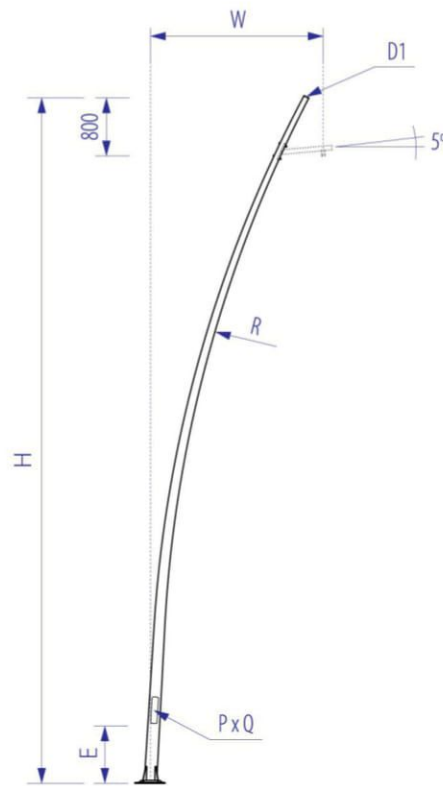
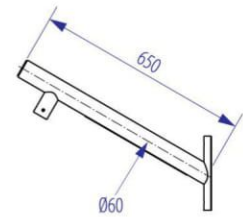




### HÌNH VẼ / DRAWINGS



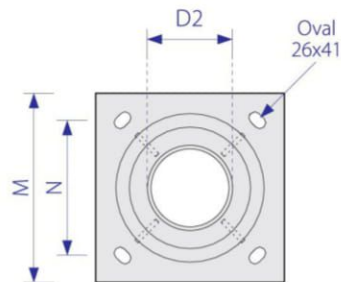
CÁN ĐÈN / ARM  
CD-T18-L350



CÁN ĐÈN / ARM  
CD-T18-G5



### ĐẾ CỘT / BASE PLATE



Tên gọi Items	H m	W m	R m	T mm	D1 mm	D2 mm	E mm	P x Q mm	N mm	M / K mm	J mm
CURVI 7.5	7.5	1.9	13	3.0	71	148	750	85 x 350	300	400/12	KM24-300
CURVI 08	08	2.0	13	3.5	72	154	750	85 x 350	300	400/12	KM24-300
CURVI 09	09	2.2	17	3.5	72	164	750	85 x 350	300	400/12	KM24-300
CURVI 10	10	2.3	17	4.0	73	175	750	95 x 350	300	400/12	KM24-300
CURVI 11	11	2.3	17	4.5	74	187	750	95 x 350	300	400/14	KM24-300