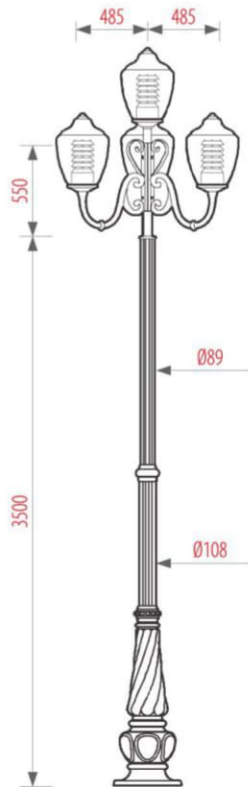


# CỘT BANIAN LAMPPOST

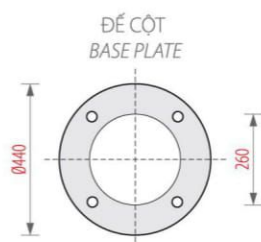
## MÔ TẢ SẢN PHẨM / DESCRIPTION

- Đế cột: Gang đúc
- Thân cột: Nhôm đúc kẻ sọc, có a-nốt hóa
- Màu sơn: Đen mờ, Ghi sẫm, Xanh ô-liu


- Base plate: Cast iron
- Shaft: Fluted aluminum extrusion, anodized
- Color coating: Matte Black, Dark Grey or Olive Green



**BANIAN / CH-08-4**  
ZELDA 34 CLEAR




ĐẾ CỘT  
BASE PLATE  
Khuang móng  
Anchor bolts  
4/M16 x 500



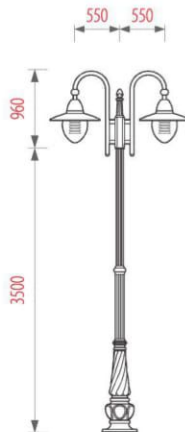
**BANIAN / CH-02-4**  
TULIP RIB



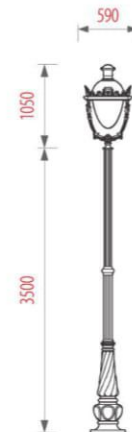
**BANIAN / CH-11-2**  
LOTUS



**BANIAN / CH-09-1**  
JEBI



**BANIAN / CH-22-2**  
JEBI



**BANIAN**  
QUEEN



**BANIAN**  
SEPAT